

Chittoor Campus, Christian Medical College Vellore

The Chittoor Campus of the Christian Medical College Vellore has made major strides in terms of its development over the last couple of years. The infrastructure for a 130-bedded hospital has been put in place and this hospital is currently active.

The campus has four state-of-the-art operation theatres, which have been fully operational since September 2016. The fittings inclusive of surgical and anaesthesia machines involve the latest technology. A total of 3000 surgeries have been performed during this period of time. The patients on whom surgeries were performed include those from Chittoor district, the surrounding states (from where a large proportion of the patients come) as well as those from the neighbouring countries. The surgeries involve several departments including General Surgery, Paediatric Surgery, Orthopaedics, Orthopaedic Oncology, Spine, Dental Surgery, Endocrine Surgery, Obstetrics & Gynaecology and several other specialities. The anaesthetic facilities are excellent and there are five highly experienced anaesthetists.





Laparoscopic surgery being conducted at one of the theatres on the Campus

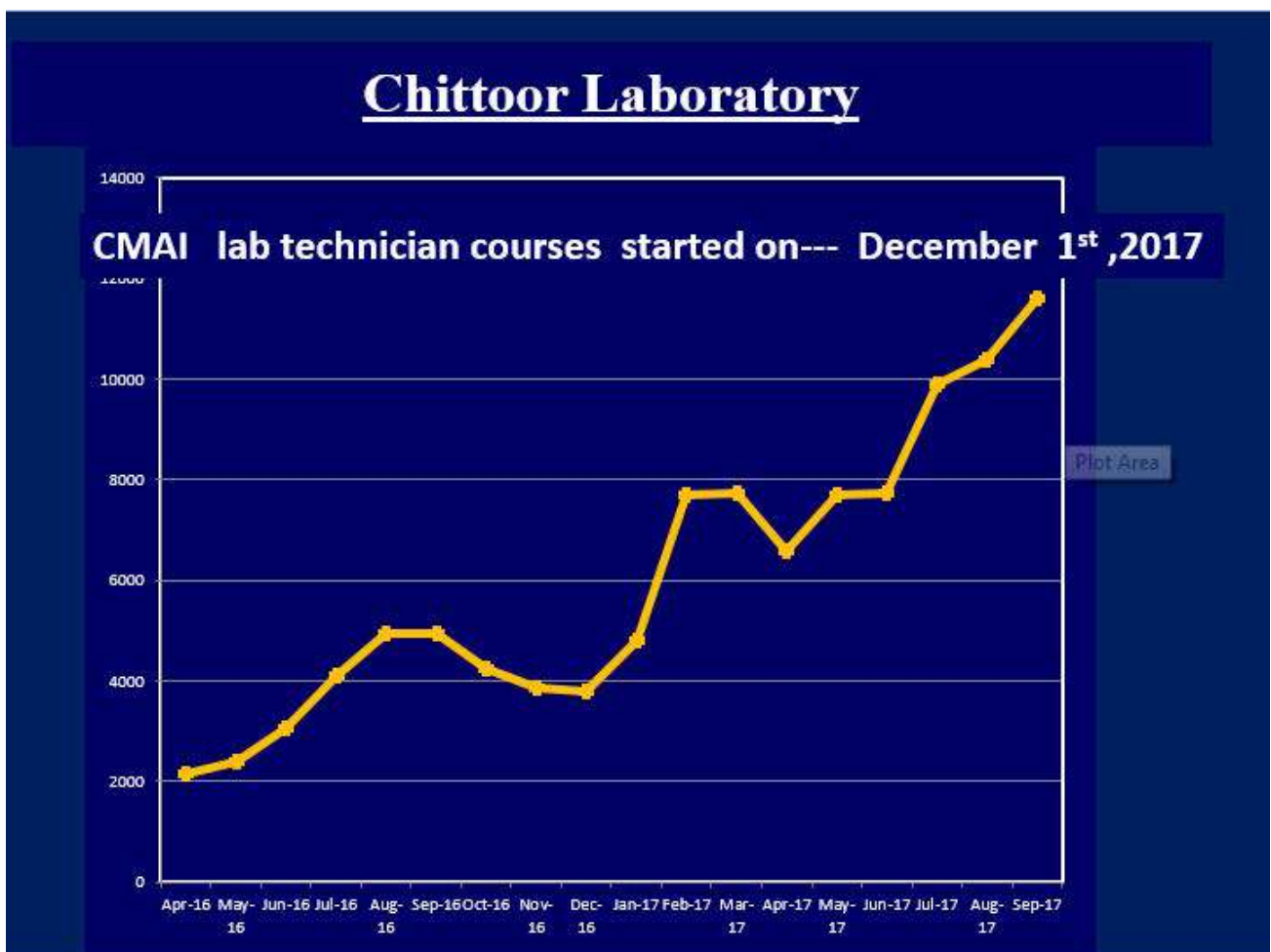
More recently, under the aegis of the Royal College of Surgeons, a workshop in Paediatric Surgery was conducted which involved faculty from the United Kingdom who trained doctors from rural areas in India. This has been planned as an ongoing process on a long-term basis.



The hospital has a state-of-the-art laboratory that is well-equipped with the following: Centrifuge, Microscope, Water Bath, Colorimeter, Electronic Balance, Automated Cell Counter, Incubator, Ultrasonic Cleaner, Rh Viewing Cabinet, Blood Transport Container, AU 480, Blood Bank Refrigerator, Coulter Cellular Analysis System, Immuno Assay – i1000 SR, Bio-Safety Hood, ABL 80 Flex – Gas Analyser and the Abott Immunoassay machine.



The equipment is capable of doing a high output of tests and currently performs more than 12,000 tests per month. The tests which are performed include all clinical pathology, biochemistry, microbiology and virology-related tests. The laboratory is, undoubtedly, the best available in the area covering the districts of Chittoor, Ananthapur, Cuddapah and Kurnool. All stat (immediate) tests are available onsite. A number of cases of falciparum malaria have been identified and cerebral malaria has been treated. The hospital had the highest identification rate of H1N1 viral infections during the season. A number of patients with tuberculosis and drug-resistant disease have also been identified. A total of more than 11,000 outpatients are seen per month - a six-fold increase over two years. The patient load comprises all specialities including Internal Medicine, General Surgery, Paediatrics, Psychiatry, Anaesthesia, Orthopaedics, ENT, Ophthalmology, Endocrinology, Cardiology and Community Health.







The emergency services have facilities for non-invasive ventilation, which are performed very frequently. Facilities to intubate and mechanically ventilate patients are also available. Patients with myocardial infarctions (heart attacks) have been identified, thrombolised and stabilised. Several patients with brain strokes have been treated and have had successful physiotherapy and rehabilitation.



The prosthetic and orthotic manufacturing units have been established. These units manufacture prostheses for those who required amputation because of diabetes, leprosy and road traffic accidents. The plan is to upscale this unit - the only one of its kind in southern Andhra Pradesh - into a much larger one.



The medical archiving and records system has the best possible clinical workstation facility in the country, wherein all clinical documents are scanned online. Laboratory tests can be ordered and all reports are available online within 20 seconds of the test report being available. Radiological tests which include X-rays, ultrasonograms, CT scans and MRIs are also available online. Pharmacy prescriptions, leave management, ordering of general resources are all possible through this system.

Moreover, the entire network is connected to the clinical workstation network at CMC Vellore, thereby enabling discussion with specialists at Vellore, at any point of time.

Below is a snapshot of the Clinical Workstation:

The screenshot displays the 'Patient Search Screen' of the Clinical Workstation. The interface includes a top navigation bar with icons for Home, Patient Info, Discharge Summary, Medical Report, Operation Notes, Pharmacy, Lab Master, Yellow Sheet, Patient Results, Intranet (Web), Theatre Postina, X-Ray/Imaging, IP Bill Info, SMS Gateway, Change Password, Login/Logout, and Exit Clin WS. Below this is a sidebar with buttons for OP Appointments, IP List, Doctor's Appointments, Fix Apt(Perm, Chris Card), Apt Perm(For Secretaries), Bonemarrow Appointment, Radiology Appointments, DS Checklist, User Creation, Configure Unit / Reports, Miscellaneous services, Sick Leave, Online Cancel, Alpha Booking, and a red warning box stating 'Secretaries are not permitted to issue Prescriptions. Lab orders (no concession) is restricted to secretaries with sanction from HOD and MS'. A 'Version New Features' button is also present.

The main area contains a 'Patient ID:' search field and a table with columns 'Hnum', 'Name', 'Age', and 'Sex'. Below the table are form fields for Name, Patient ID, Age, Sex, Address, State, Pin, Country, Email, and Mobile/Fax. A right-hand sidebar contains buttons for Find Patient, Alert patient, Metabolic Sheet, Haemat Sheet, ABG chart, Mark as Study, Record Allergy, Record MedAlert, Follow-up, Record H1N1, View PAC data, Growth Charts, Em. OR Posting, OP Referral, TPA Insurance, View Lab Orders, Anaesthesia, InstaPACS, ADR, and CMC Free.

School outreach programmes and camps have been held to screen for diseases in the periphery including respiratory infections, common dermatology ailments, non-communicable diseases such as diabetes, hypertension and heart diseases and multiple other disorders. Cancer awareness camps have been conducted in the region. On a long-term basis, this campus will facilitate training of doctors from remote and rural parts of the country. The focus towards care also involves primary health care facilities.

The community health plan on the cards include:

Primary Care: The Community Health Department is keen on providing primary care to the community around the Chittoor campus. This will be along the service area of the College of Nursing. Instead of duplicating the services, we would like to explore the possibilities of working with the government. Based on earlier discussions with the Deputy Director of Health Services of Chittoor district, the priority areas would be maternal health services for high-risk pregnant women, growth monitoring, nutrition and screening, and treatment for non-communicable diseases.

Training: A public health Nodal Training Centre will be established for training various levels of health professionals - district trainers, doctors from the governmental system, public health nurses, ASHA workers and all government field health functionaries, including community level volunteers, on the latest developments in Primary Healthcare. Training for medical officers can be on various aspects: Field epidemiology (data collection, validation), monitoring and evaluation of health programs, basic statistics, analysis of data and interpretation, basic clinical management protocols etc.


Health Information System: CMC can help refine the existing health information system of Chittoor district.

Water and Sanitation: Proposals for checking water contamination levels and the extent of diarrhoea, instituting various models of water purification and so on, have been submitted to the local government and are awaiting approval. A training programme for anaesthesia technicians and laboratory technicians, that has been granted the necessary approvals, is to commence in the next three months. Adequate accessory services for ensuring patient and patient relatives' comfort have been initiated, including a canteen and a provision store.



Environmental planning in connection with the water table, soil conservation and greening of the campus has already been undertaken and the efforts are in active progress.

Life in the middle of the North Campus...



Black Naped Hare (*Lepus nigricollis*)



Chital (*Axis axis*)



Common Sandboa



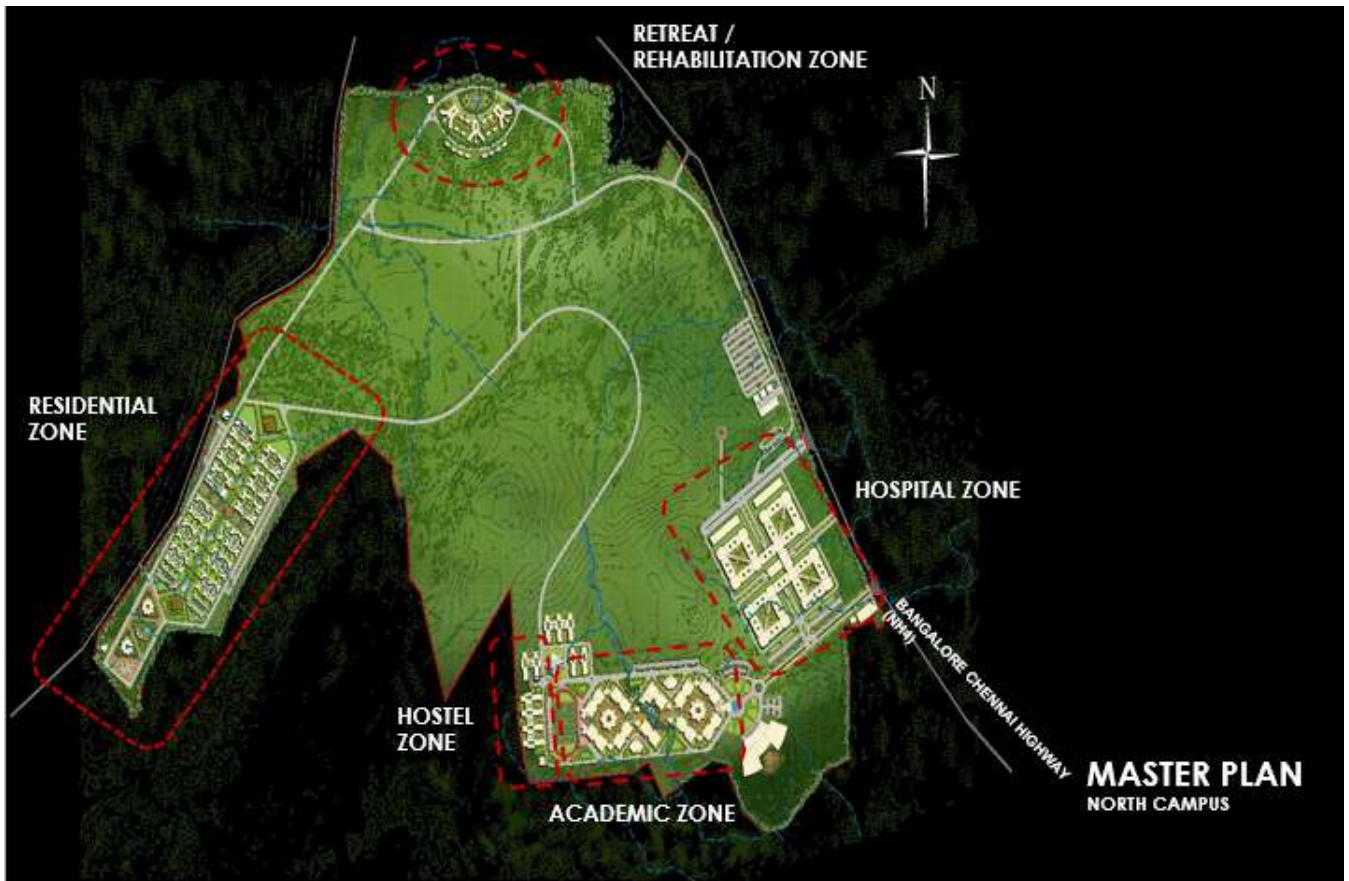
Little Grebe feeding

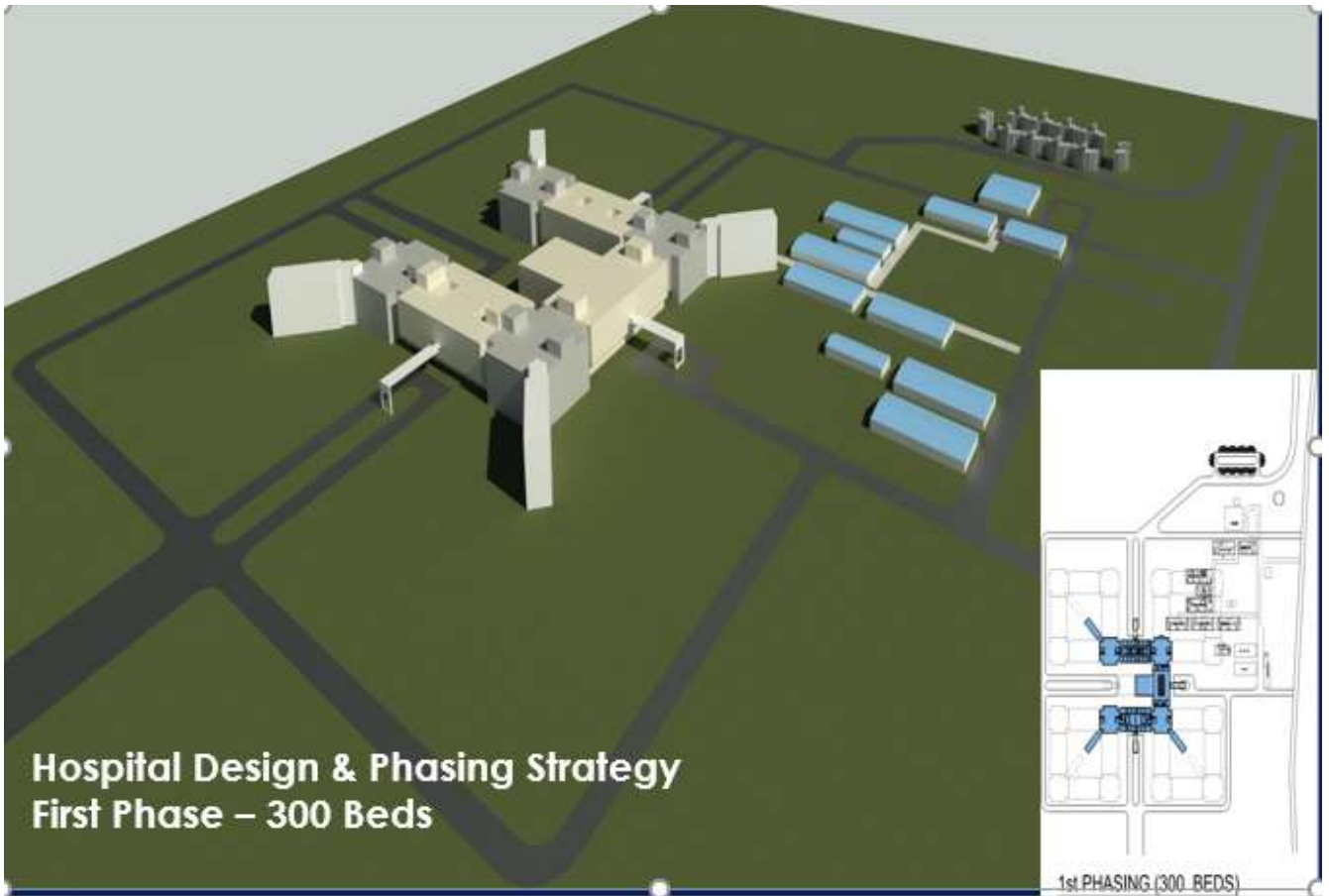


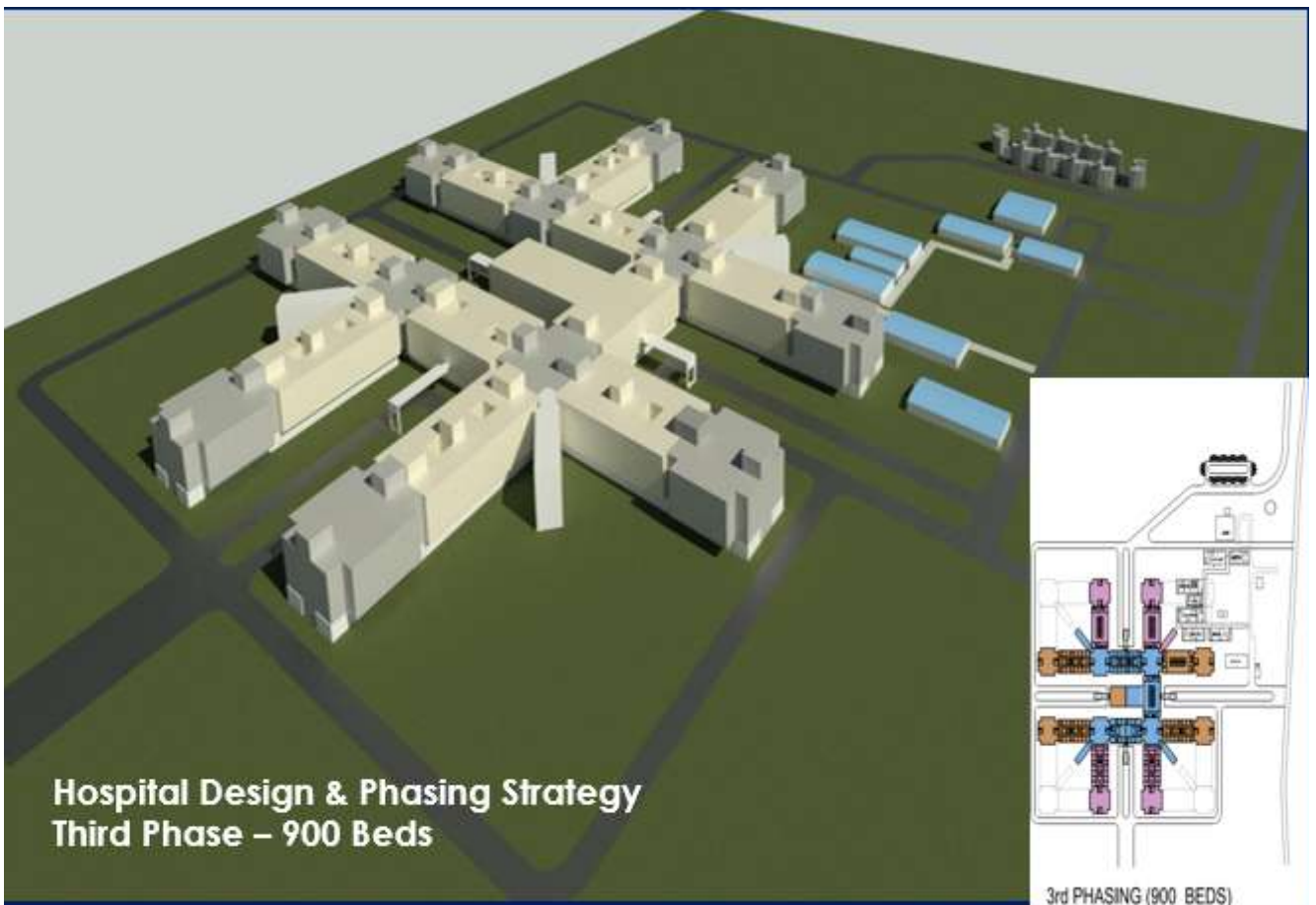
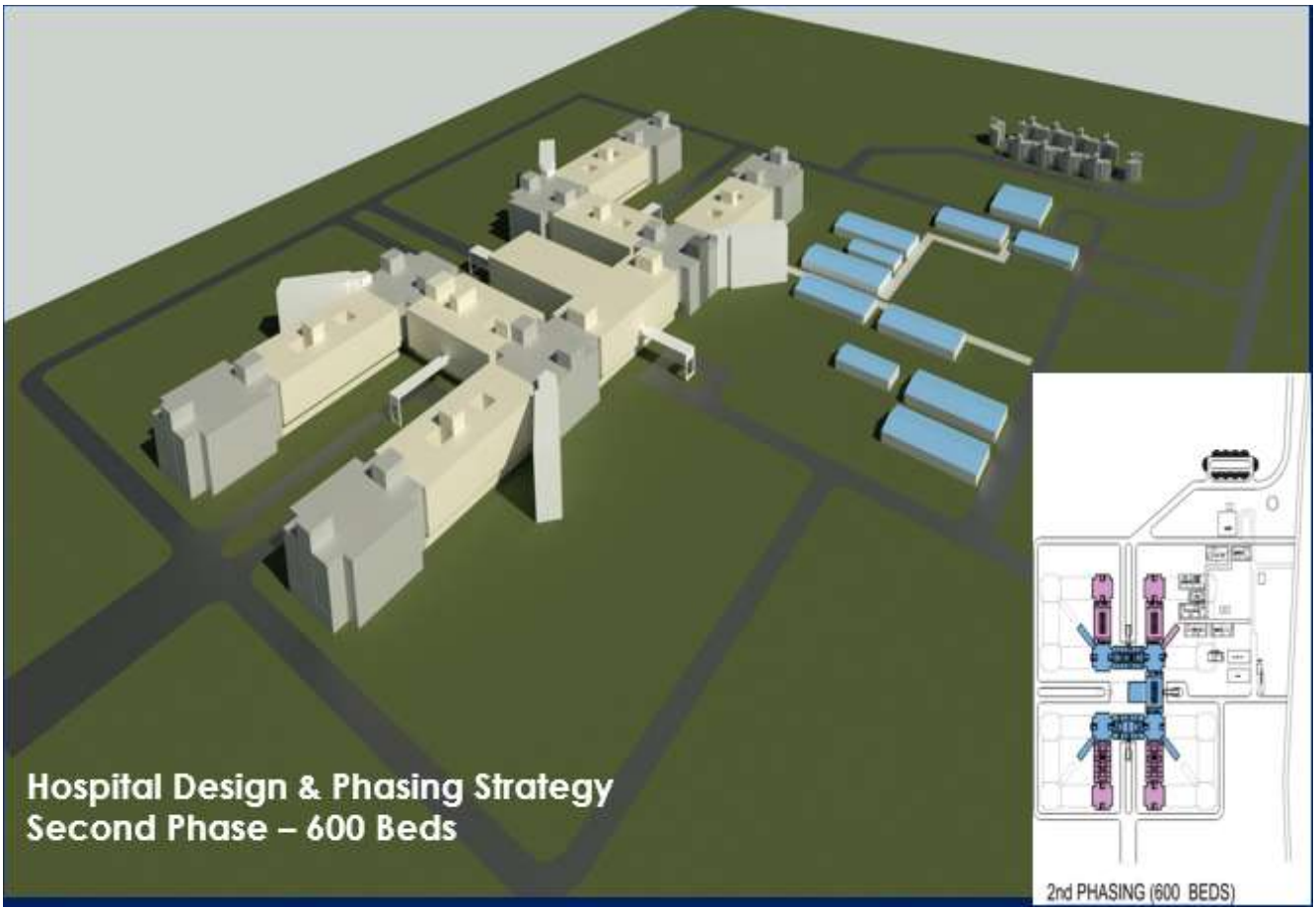
Peablue

[View more pictures of the biodiversity on campus](#)

Our future plans









**Hospital Design & Phasing Strategy –
Ultimate Capacity – 2000 to 2500 Beds**

FINAL PHASING